



## simalube filling and refilling with grease



Push piston all the way down to the grey end



Fit the simalube onto the supply fitting and pump grease until it reaches the upper mark. ⚠ Do NOT overfill!




Insert the green cap



Check O-ring position



Screw in gas generator and tighten to 1.5-2.0 Nm



Stick on magenta ring



Mark lubricator with grease type